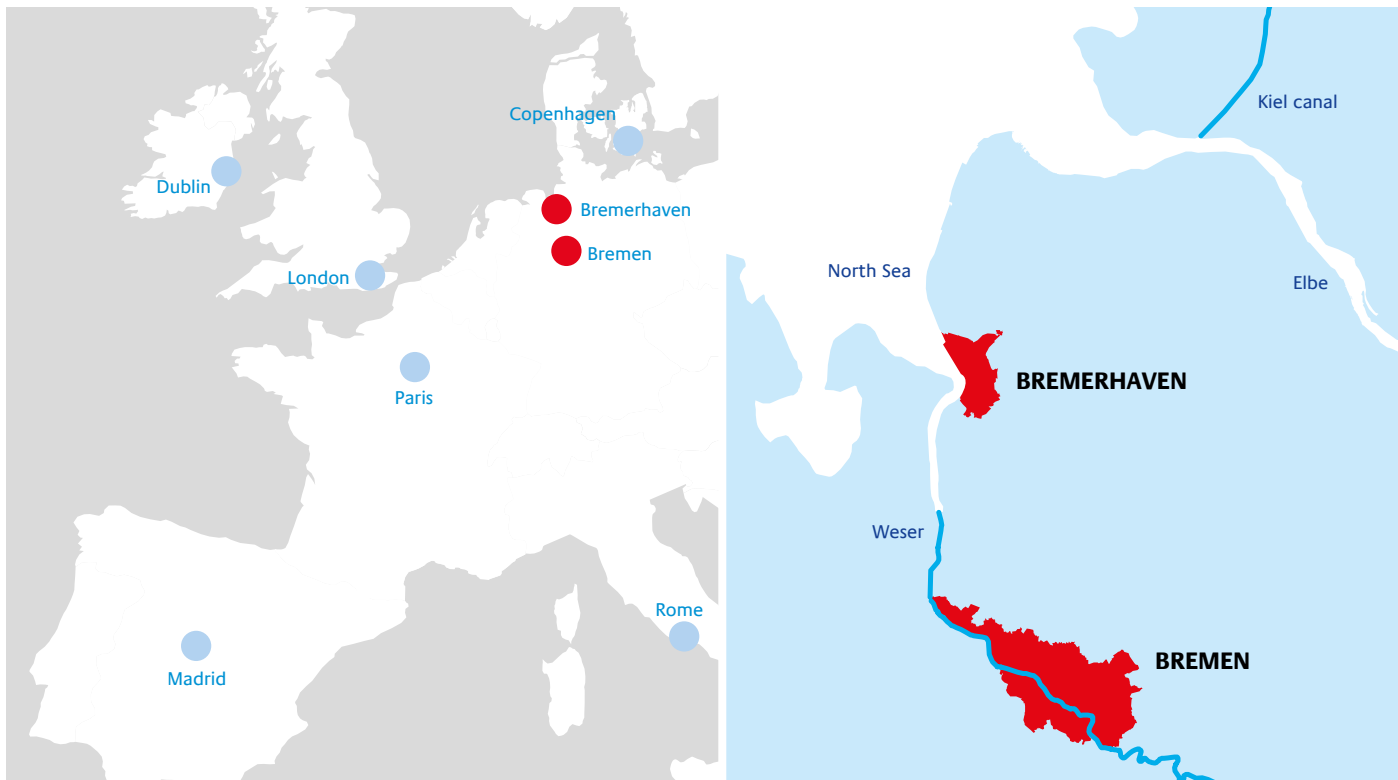




PORT CARGO HANDLING XXL

YOUR HEAVY-LIFT SPECIALISTS
IN BREMERHAVEN AND BREMEN



ABOUT US

Today BLG LOGISTICS has around 16,000 employees working in the Automobile, Contract and Container Logistics Divisions at over 100 locations in Europe, Asia, Africa, North and South America.

Our corporate success has always been based on three factors: solid logistics expertise, pronounced innovativeness and absolute proximity to the customers. This applies in particular to heavy-lift cargo handling at the port locations Bremerhaven and Bremen.

We, the BLG heavy-lift specialists, tackle any challenge with a motivated staff, excellent infrastructure and innovative logistics solutions and successfully implement the latter in the interest of our clients. Nothing is too big for us, nothing too heavy.

At three terminals in Bremerhaven and Bremen we move all kinds of XXL products. By pooling our resources, we are a powerful team that is able to meet your requirements on a flexible basis.






OUR XXL TERMINALS

Offshore Terminal ABC-Halbinsel

At the Offshore Terminal ABC-Halbinsel in Bremerhaven, protected by the 55 meter wide and 305 meter long Kaiserschleuse, the heavy-lift sector has the room it needs for handling and storage of its goods. A heavy-lift plate, in front of which offshore installation vessels with jacking capability can position themselves, provides for a distributed load capacity of up to 20 tons per square meter. Loading and unloading are carried out by an experienced team with cranes, self-propelled modular transporters (SPMT) and heavy-duty forklifts. The direct access siding is an important interface to the hinterland.






Bremerhaven Auto and RoRo Terminal


BLG's Auto and RoRo Terminal in Bremerhaven is the number 1 in Europe. While more than 2.2 million passenger cars are handled at terminal every year, the high & heavy segment moves around 1.2 million tons. Aside from conventional general cargo handling, the High & Heavy Terminal is the central Mafi packing station for the biggest ro-ro shipping companies in the world, such as WWL, EUKOR, Hyundai GLOVIS, ARC, K-Line, Höegh, MOL, CSAV and NYK. Parallel to overseas shipments, various feeder services call at Bremerhaven. They include Finnlines, KESS, Mann Lines and UECC.





Neustädter Hafen Bremen

60 kilometers up the Weser ships reach Neustädter Hafen, Europe's biggest terminal for conventional cargo. Germany's southernmost seaport has expansive outdoor and indoor storage areas. Crane capacity of over 200 tons as well as forklifts and reach stackers suitable for heavy-lift cargo handling have made Neustädter Hafen into a favored location for XXL logistics. For many years now large components for industry, for instance, have been produced directly on the water there, which is deep enough for seagoing ships, before being loaded onto heavy-lift vessels. BLG not only handles the loading onto seagoing vessels, but also offers many other services related to conventional port cargo handling from a single source.





	Offshore Terminal ABC-Halbinsel	RoRo Terminal Bremerhaven	Neustädter Hafen Bremen
Nautical access	31 nm	31 nm	68 nm
Hinterland links	autobahn, waterway, rail	autobahn, waterway, rail	autobahn, waterway, rail
Max. draft	10.50 m	10.50 m	10.50 m
Lock	305 m x 55 m	305 m x 55 m	no
Max. ship length	300 m	1,400 m	250 m
No. of berths	3	5	10
Quay length	600 m	400 m	2.100 m
Jack-up capability	yes	no	no
Ro-ro shipment	possible	possible	possible
Scheduled services	via neighboring container and automobile terminal	worldwide departures	USA, northern Africa, Levant, Middle and Far East
Outdoor storage and assembly areas	100,000 m ²	320,000 m ²	450,000 m ²
Indoor storage and assembly areas	on request	20,000 m ²	210,000 m ²
Certification	ISPS, AEO	ISPS, AEO, ISO 9001:2008, ISO 14001:2004	ISPS, AEO, ISO 9001:2008, ISO 14001:2004
Special equipment in combination	SPMT (6 x 6-axle of 4th generation, Polyfill tires, 3 power pack units) mobile cranes up to 500 t, floating cranes up to 600 t, reach stackers up to 80 t, forklifts up to 52 t		






OUR XXL SOLUTIONS

ONSHORE / OFFSHORE LOGISTICS

The federal state of Bremen is a trailblazer as far as setting up the first wind farms on the high seas is concerned. Well-known manufacturers of wind turbines have their production plants there. Through the Offshore Terminal ABC-Halbinsel Bremerhaven has firmly established itself as the starting point for shipping components. The installation of several wind farms commenced there. Our project managers have developed and successfully implemented innovative logistics solutions for this purpose along the entire value chain.

An optimum solution was found in particular for the challenging interface between overland and seagoing transport. Efficient industrial processes that are reproducible with a constant level of quality were created for all wind turbine components while minimizing risks and consistently reducing costs. Sample calculations by BLG have shown that the innovative process chains may result in cost savings of up to 50 percent in comparison to conventional solutions. This contributes to a reduction in power generation costs.





RORO HIGH & HEAVY LOGISTICS

The RoRo Terminal offers a broad range of services for your high & heavy cargo.

The core business of the high & heavy segment encompasses cargo handling as well as temporary storage of all kinds of self-propelled or rolling units, such as trucks, trailers, tractors and construction equipment. Other areas of operation include loading and unloading trucks and railway cars, Mafi trailers as well as inland and coastal cargo vessels.

Aside from cargo handling, BLG's high & heavy segment provides numerous other specialized services, such as washing equipment, preservation, painting and assembly work as well as seaworthy packing.






BREAK BULK LOGISTICS

Nothing is too big, too heavy or too bulky for our heavy-lift specialists. No matter whether it is iron or steel, pipes, wood products of all kinds, machines, plant parts, project cargo, road or rail vehicles. Specially trained employees and efficient special equipment enable a high degree of productivity and a high standard of quality for the benefit of our customers.

Especially at the Bremen location there is sufficient shed and outdoor storage space to handle and store large volumes of products of all kinds, consolidate flows of goods and pack them in a seaworthy manner.

Too big and heavy for road transport? As a special service, the heavy-lift specialists provide assembly areas right on the water, which is deep enough for seagoing vessels.






Engineering – systematic service

Heavy-lift areas have to stand up to enormous loads: to transport XXL cargo, special vehicles are used, special structures are built, transport and cargo securing calculations are carried out and routes planned. Our Engineering team develops customer-oriented solutions for your needs and also focuses on standardization. This enables us to make a contribution to cost saving for our clients.

For example, BLG's Engineering team developed the "Sleeper" storage and transport system, a tool that effectively distributes loads of up to 1,000 tons to the ground such that elaborate upgrading measures can be minimized or eliminated completely. At the same time flexible handling is possible. Adapter plates as a system extension according to the modular principle make the sleeper universally applicable. And by means of its mobile weighing system, BLG is able to weigh large components up to a total weight of 4,800 tons with an accuracy of $\pm 0.5\%$ regardless of the location.







Maritime transport according to customer demand

Liners regularly connect the Ports of Bremen and Bremerhaven to port metropolises around the world. In addition, a variety of worldwide shipping capabilities are available on the basis of current project shipments and charter tonnage.

Thanks to the special Offshore BHV 1 pontoon, developed and built by BLG jointly with partners, we can also provide the heavy-lift sector with a very exceptional service. The pontoon enables rapid adjustment to different load cases at short notice. A high-performance ballasting system ensures fast and low-cost loading and unloading of rolling units, even in tidal waters.

At the same time the pontoon's innovative load securing system protects the environment because it is not based on welding, but on an interlocking mechanism.

And last but not least, the special design of the hull additionally saves fuel!





BLG LOGISTICS HEAVY-LIFT SPECIALISTS – MORE THAN JUST CARGO HANDLING

Your contacts in Bremerhaven und Bremen

Offshore Terminal ABC-Halbinsel
Johann Steffens | Tel.: +49 471 484 - 32 67

RoRo Terminal Bremerhaven
Dennis Ewert | Tel.: +49 471 484 - 46 74

Neustädter Hafen Bremen
Sven Riekers | Tel.: +49 421 398 - 22 28

YOURS. GLOBALLY

www.blg.de

